

# OWENS VALLEY ELEMENTARY SCHOOL



## GRADES K-8

202 South Clay Street Independence, CA 93526

Phone: (760) 878-2405 Fax: (760) 878-2626

Web site: [www.ovusd.org](http://www.ovusd.org)

**Joel Hampton**  
Superintendent/Principal

## 2007-08 School Accountability Report Card

Published During the 2008-09 School Year

### Principal's Message

We believe a balanced education provides an opportunity for students to be self-sufficient, active, productive, and responsible members of society. The Owens Valley Unified School District is committed to providing students the tools to explore their potential, to take responsibility for their own learning, and to recognize that learning is a lifelong process. We shall provide a stimulating, secure, and imaginative environment that will foster learning, self-esteem, and independent thinking.

Owens Valley Unified School District is located in the town of Independence, California and covers approximately 792 square miles of Inyo County. Independence is the county seat of Inyo County, a vast and rural county with an average of 1.8 persons per square mile. Independence is located in the Owens Valley below the majestic Sierra Nevada to the west and the Inyo Mountains to the East. It is connected to the Southern California, to the south and to Bishop, Mammoth Lakes, and Reno to the north by U.S. Highway 395. The economic base of the community is formed by the Los Angeles Department of Water and Power, Inyo County Administrative and Criminal Justice offices, California Department of Fish and Game, California Highway Department, National Park Service, and small business formed to provide services to residents and tourists. The average incomes of Independence families tend to be modest.

The community of Independence has experienced a decline of young families and school age children over the past three decades. Much of the housing in the community is being purchased by retired individuals and individuals wanting a weekend home away from the Los Angeles area. This has caused a decline in the affordable housing available to young families. Post-secondary opportunities for students are limited in the area.

### Parental Involvement

Parents are encouraged to volunteer in the classroom, participate in athletic booster activities, attend board meetings, and serve on various committees organized to improve and promote the school. Each teacher provides opportunities throughout the school year for parents to volunteer in the classroom, attend field trips and assemblies, and attend parent conferences.

For more information on how to become involved, contact Joel Hampton, Principal, at (760) 878-2405.

### Professional Development

The staff is involved in staff development through attendance at seminars, conferences, workshops, and online learning. Focus for the 2007-08 year was on the writing process. The focus for 2008-09 is technology.

For the previous three school years, we had three days each year dedicated to staff and professional development.

### School Safety

The school safety plan has been developed and is annually reviewed and updated in accordance with the guidelines set out by the State of California and the State Department of Education. The plan includes monthly safety drills, crisis intervention plans, and details of campus safety before, during and after school hours. The School Safety Plan was most recently reviewed, updated, and discussed with school faculty in September 2008. The plan is distributed to all parents upon request and is available in the school office.



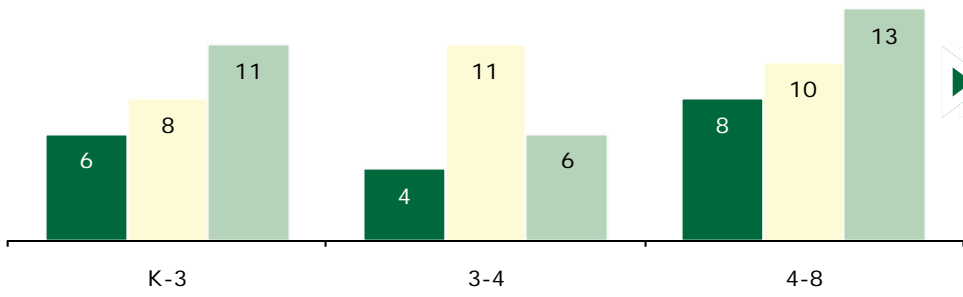

## Owens Valley Unified School District

202 S. Clay Street  
Independence, CA 93526  
Phone: (760) 878-2405  
Fax: (760) 878-2626  
[www.ovusd.org](http://www.ovusd.org)

### Board of Trustees

Sandra Anderson  
Greg Borunda  
Aldena Felton  
Barbara Southey

*"We believe a balanced education provides an opportunity for students to be self-sufficient, active, productive, and responsible members of society."*

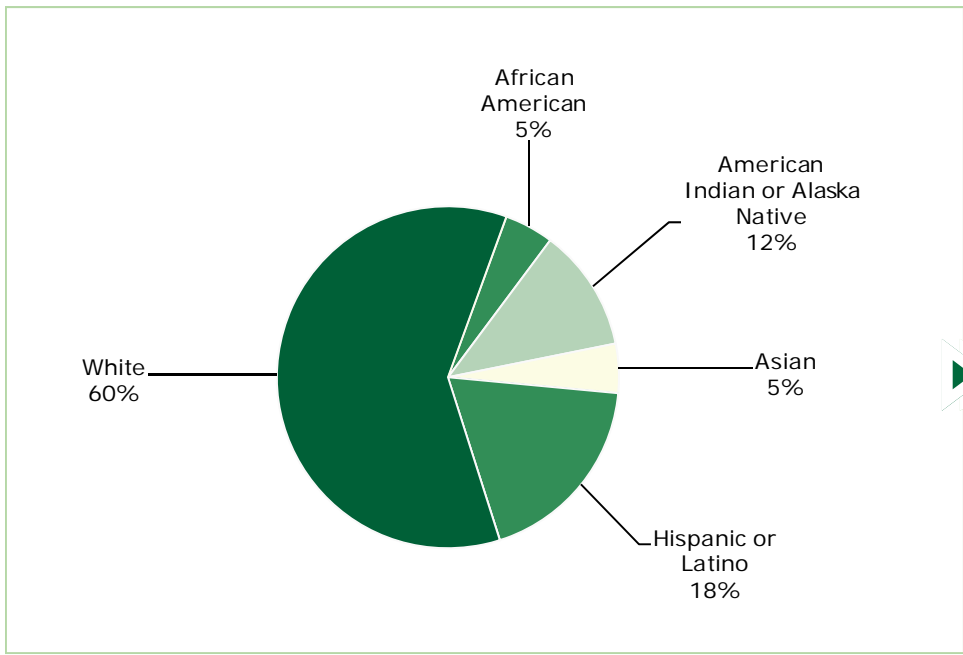


**Class Size**

The bar graphs display the three-year data for average class size.

■ 05-06 □ 06-07 ▒ 07-08

Class Size Distribution — Number of Classrooms By Size									
Grade	05-06			06-07			07-08		
	1-20	21-32	33+	1-20	21-32	33+	1-20	21-32	33+
K-3	1			1			1		
3-4	1			1			1		
4-8	2			2			2		



**Enrollment and Demographics**

The total enrollment was 43 students for the 2007-08 school year.

**Public Internet Access**

Internet access is available at public libraries and other locations that are publicly accessible (e.g., the California State Library). Access to the Internet at libraries and public locations is generally provided on a first-come, first-served basis. Other use restrictions include the hours of operation, the length of time that a workstation may be used (depending on availability), the types of software programs available on a workstation, and the ability to print documents.

**Suspensions and Expulsions**

The table shows the rate of suspensions and expulsions (the total number of incidents divided by the school's total enrollment) for the most recent three-year period.

Suspension and Expulsion Rates						
	Owens Valley ES			Owens Valley USD		
	05-06	06-07	07-08	05-06	06-07	07-08
Suspension Rate	0.348	0.220	0.047	0.627	0.406	0.205
Expulsion Rate	0.022	0.000	0.000	0.013	0.000	0.000



## School Facility Good Repair Status

The table shows the results of the school's most recently completed inspection, using the Facility Inspection Tool (FIT) or equivalent school form. This inspection determines the school facility's good repair status.

School Facility Conditions and Improvements				
Item Inspected	Repair Status			
	Good	Fair	Poor	
Gas Leaks	✓			
Mechanical Systems	✓			
Windows/Doors/Gates (interior and exterior)	✓			
Interior Surfaces (walls, floors, and ceilings)	✓			
Hazardous Materials (interior and exterior)	✓			
Structural Damage	✓			
Fire Safety	✓			
Electrical (interior and exterior)	✓			
Pest/Vermin Infestation	✓			
Drinking Fountains (inside and outside)	✓			
Restrooms	✓			
Sewer	✓			
Playground/School Grounds	✓			
Roofs	✓			
Overall Cleanliness	✓			
Overall Summary of Facility Condition				
	Exemplary	Good	Fair	Poor
Overall Summary		✓		

Note: The most recent school site inspection occurred on December 18, 2008, and the inspection form was most recently completed on December 18, 2008.

## School Facilities


Owens Valley Elementary, although built in 1949, is in excellent condition and often receives compliments on its appearance. The campus is clean, safe, and attractive. It provides students with a safe and comfortable learning environment.

In August 2008, the District completed a 4000 sq. ft. multipurpose/cafeteria building for students and community. The Owens Valley Gym was also reroofed in October 2008.

The school includes 7 classrooms, a multipurpose building, a gym, and a playground with apparatus. The school is cleaned daily after school by a trained custodians to insure quality. The elementary playground is fenced to assure student safety. A playground aide or teacher is on duty anytime students are present on the playground during school hours.



“The campus is clean, safe, and attractive. It provides students with a safe and comfortable learning environment.”





## Textbooks and Instructional Materials

Textbooks and Instructional Materials List		
Subject	Textbook	Adopted
English-Language Arts	Houghton-Mifflin Reading – California	2002
Mathematics	Houghton-Mifflin Math – California	2008
Science	Harcourt Science	2002
History-Social Science	Houghton-Mifflin History/Social Studies – California	2006


### Textbooks and Instructional Materials

Textbooks are regularly purchased and kept current with California Standards. Owens Valley High School ensures that each student has his/her own copies of the Standards-aligned textbooks approved by the State Board of Education and access to instructional materials in the core curriculum areas that support the school's instructional programs of English/language arts, math, science, history/social science, foreign language, health, and science laboratory equipment. The district has affirmed that each student has their own textbook to use in class and to take home. Owens Valley High School students have the opportunity to participate in basic visual arts, advanced visual arts, and pottery within the regular schedule. Students have access to the appropriate instructional materials needed in the classes. On an interim basis, students may participate in performance arts provided by the Missoula Children's Theatre production, and school drama productions such as the Christmas Program. A complete list of textbooks is available from the District.

## Availability of Textbooks and Instructional Materials

Availability of Textbooks and Instructional Materials	
Subject	Percentage of Pupils Who Lack Their Own Assigned Textbook and Instructional Materials
Reading/Language Arts	0%
Mathematics	0%
Science	0%
History-Social Science	0%
Visual and Performing Arts	0%
Foreign Language	0%
Health	0%

Note: This data was most recently collected and verified in September 2008.




## California Physical Fitness Test

Each spring, all students in grades 5, 7, and 9 are required to participate in the California Physical Fitness Test (PFT). The test measures six key fitness areas:

1. Aerobic Capacity
2. Body Composition
3. Abdominal Strength
4. Trunk Extension Strength
5. Upper Body Strength
6. Flexibility

To meet fitness standards, students must score in the Healthy Fitness Zone (HFZ) on all six fitness tests. To protect student privacy, scores are not shown when the number of students tested is 10 or less. Therefore, for 2007-08, no information is available for Owens Valley Elementary School regarding the California PFT. For more information on the California PFT, please visit [www.cde.ca.gov/ta/tg/pf/](http://www.cde.ca.gov/ta/tg/pf/).





## California Standards Tests Results

The multiple-choice California Standards Tests (CST) are part of the Standardized Testing and Reporting (STAR) and are administered only to students in California public schools. These tests determine students' achievement of the California Academic Content Standards and provide feedback on their success given what they are expected to know in each grade level and subject.

Percentage of Students Scoring At Proficient or Advanced Levels									
	Owens Valley ES			Owens Valley USD			California		
	05-06	06-07	07-08	05-06	06-07	07-08	05-06	06-07	07-08
<b>English-Language Arts</b>	69%	47%	52%	55%	48%	46%	42%	43%	46%
<b>Mathematics</b>	63%	44%	52%	45%	36%	34%	40%	40%	43%
<b>Science</b>	44%	❖	❖	32%	20%	52%	35%	38%	46%
<b>History-Social Science</b>	❖	❖	❖	42%	10%	36%	33%	33%	36%

❖ Scores are not shown when the number of students tested is 10 or less, either because the number of students tested in this category is too small for statistical accuracy or to protect student privacy.

## CST Student Group Results: English-Language Arts, Mathematics, Science, and History-Social Science

Percentage of Students Scoring At Proficient or Advanced Levels				
Group	Spring 2008 Results			
	English-Language Arts	Mathematics	Science	History-Social Science
<b>Male</b>	47%	60%	❖	❖
<b>Female</b>	58%	42%	❖	❖
<b>Economically Disadvantaged</b>	❖	❖	❖	❖
<b>English Learners</b>	❖	❖	❖	❖
<b>Students with Disabilities</b>	❖	❖	❖	❖
<b>Migrant Education Services</b>	❖	❖	❖	❖
<b>African American</b>	❖	❖	❖	❖
<b>American Indian or Alaska Native</b>	❖	❖	❖	❖
<b>Asian</b>	❖	❖	❖	❖
<b>Filipino</b>	❖	❖	❖	❖
<b>Hispanic or Latino</b>	❖	❖	❖	❖
<b>Pacific Islander</b>	❖	❖	❖	❖
<b>White</b>	42%	47%	❖	❖

❖ Scores are not shown when the number of students tested is 10 or less, either because the number of students tested in this category is too small for statistical accuracy or to protect student privacy.

## California Standards Tests

For the 2008 STAR exam, students in grades 2-11 took an English-language arts and mathematics test. Students in grades 4 and 7 also participated in an essay writing test. History-social science tests were given to students in grades 8 and 11, and students in grades 5, 8, and 10 took a science test. Students in grades 9-11 were also able to take end-of-course tests in science and history-social science if they were enrolled in the corresponding courses.

Because tests are meant to measure how well students achieve standards rather than how well they do compared to other students, the results are reported as performance levels. The five performance levels are:

- **Advanced** (*exceeds State Standards*)
- **Proficient** (*meets Standards*)
- **Basic**
- **Below basic**
- **Far below basic**

Students scoring at the Proficient or Advanced level meet State Standards in that content area.

The tables show the percentage of students that scored at Proficient or Advanced levels in English-language arts, mathematics, science, and history-social science. For a complete report on all groups and their scores by grade level, please visit <http://star.cde.ca.gov/>.





## Adequate Yearly Progress

Adequate Yearly Progress Criteria				
	Owens Valley ES		Owens Valley USD	
Met Overall AYP	Yes		No	
AYP Criteria	English-Language Arts	Mathematics	English-Language Arts	Mathematics
Participation Rate	Yes	Yes	Yes	Yes
Percent Proficient	Yes	Yes	Yes	Yes
API	Yes		Yes	
Graduation Rate	✧		No	

✧ Not applicable. The graduation rate for AYP criteria applies to high schools.

## Adequate Yearly Progress

NCLB requires that all schools and districts meet Adequate Yearly Progress (AYP) requirements. To meet these standards, California public schools and districts must meet or exceed criteria in four target areas:

1. Participation rate on statewide assessments
2. Percent of students scoring proficient on statewide assessments
3. API scores
4. Graduation rate for high schools

The table displays whether or not the school made AYP overall and met each of the AYP criteria for 2007-08. For a detailed report on AYP, please visit [www.cde.ca.gov/ta/ac/ay/](http://www.cde.ca.gov/ta/ac/ay/).

## Academic Performance Index

API Ranks — Three Year Comparison			
	04-05	05-06	06-07
Statewide API Rank	7	8	5
Similar Schools API Rank	◆	◆	◆

API Growth by Student Group — Three Year Comparison				
Group	Actual API Change			2007-08 Growth API Score
	05-06	06-07	07-08	
All Students at the School	55	-66	50	810
African American	■	■	■	■
American Indian or Alaska Native	■	■	■	■
Asian	■	■	■	■
Filipino	■	■	■	■
Hispanic or Latino	■	■	■	■
Pacific Islander	■	■	■	■
White	■	■	■	■
Socioeconomically Disadvantaged	■	■	■	■
English Learners	■	■	■	■
Students with Disabilities	■	■	■	■

◆ Information not available.

■ Data are reported only for numerically significant groups.

## Academic Performance Index

The Academic Performance Index (API) is an annual measure of the academic performance and progress of schools in California. The API is a score on a scale of 200 to 1,000, with 800 set as the statewide target. Schools are ranked in ten categories of equal size from 1 (lowest) to 10 (highest). A similar schools API rank reflects how a school compares to 100 statistically matched "similar schools." The tables show the school's three-year data for API rank and API growth. For more detailed information, please visit [www.cde.ca.gov/ta/ac/ap/](http://www.cde.ca.gov/ta/ac/ap/).

**Testing Note:** Assessment data are reported only for numerically significant groups. Data may not appear if ethnic/racial, socio-economically disadvantaged, or other groups (1) contain less than 100 students with valid test scores OR (2) comprise less than 15% of the school population tested and contain less than 50 students with valid scores.



## Teacher Qualifications

Teacher Credential Information				
	Owens Valley USD	Owens Valley ES		
Teachers	07-08	05-06	06-07	07-08
With Full Credential	9	4	4	4
Without Full Credential	1	0	0	0
Teaching Outside Subject Area of Competence		◆	◆	0

◆ Information not available.

## Teacher Qualifications

The table shows information about teacher credentials and teacher qualifications. More information can be found by visiting <http://data1.cde.ca.gov/dataquest/>.

## Teacher Misassignments and Vacant Teacher Positions

The table displays the number of teacher misassignments (teachers assigned without proper legal authorization) and the number of vacant teacher positions (not filled by a single designated teacher assigned to teach the entire course at the beginning of the school year or semester). Please note: Total teacher misassignments includes the number of misassignments of teachers of English Learners.

Teacher Misassignments and Vacant Teacher Positions			
	Owens Valley ES		
	06-07	07-08	08-09
Teacher Misassignments of English Learners	◆	◆	0
Total Teacher Misassignments	◆	◆	0
Vacant Teacher Positions	◆	◆	0

◆ Information not available.

## No Child Left Behind Compliant Teachers


No Child Left Behind (NCLB) requires that all teachers of core academic subject areas be "highly qualified." In general, for a teacher to be considered highly qualified, they must have a bachelor's degree, an appropriate California teaching credential, and have demonstrated competence for each core subject he or she teaches. The table displays data regarding NCLB compliant teachers from the 2007-08 school year. For more information on teacher qualifications related to NCLB, please visit [www.cde.ca.gov/nclb/sr/tq](http://www.cde.ca.gov/nclb/sr/tq).

Core Academic Courses Taught by NCLB Compliant Teachers		
	% of Classes Taught by NCLB Compliant Teachers	% of Classes Taught by Non-NCLB Compliant Teachers
Owens Valley ES	100.0%	0.0%
All Schools in District	100.0%	0.0%
High-Poverty Schools in District	◆	◆
Low-Poverty Schools in District	100.0%	0.0%

◆ Information not available.

## Academic Counselors

Number of Academic Counselors (FTE)	Ratio of Students Per Academic Counselor
0.0	0.0



## School Support Staff

The following is a list of the support staff at the school and their full-time equivalent (FTE):

- Library Media Teacher (Librarian) 0.0
- Library Media Services Staff (paraprofessional) 0.0
- Psychologist 0.0
- Social Worker 0.0
- Nurse 0.0
- Speech/Language/Hearing Specialist 0.0
- Resource Specialist (non-teaching) 0.0
- Other 0.0



## Federal Intervention Program

Schools that receive Title I funding can enter Program Improvement (PI) if they don't reach AYP over two consecutive years in the same content area (English-language arts or mathematics) or on the same indicator (API or graduation rate). With each additional year that they don't meet AYP, they advance to the next level of intervention. The table displays the 2008-09 Program Improvement status for the school and district. For more information, please visit [www.cde.ca.gov/ta/ac/ay](http://www.cde.ca.gov/ta/ac/ay).

Federal Intervention Program		
	Owens Valley ES	Owens Valley USD
<b>Program Improvement Status</b>	Not In PI	Not In PI
<b>First Year of Program Improvement</b>	✧	✧
<b>Year in Program Improvement</b>	✧	✧
<b>Number of Schools Identified for Program Improvement</b>		0
<b>Percent of Schools Identified for Program Improvement</b>		0.0%

✧ Not applicable.

## Financial Information

The data displayed is from the 2006-07 school year because the most current fiscal information available provided by the state is always two years behind the current school year, and one year behind most other data included in this report.


District Salary Information — Does not include benefits		
Range	Owens Valley USD	Similar Sized District
<b>Beginning Teacher Salary</b>	\$30,951	\$36,658
<b>Mid-Range Teacher Salary</b>	\$55,073	\$53,646
<b>Highest Teacher Salary</b>	\$65,118	\$69,160
<b>Average Principal Salary (Elementary School)</b>	✧	\$85,019
<b>Average Principal Salary (High School)</b>	✧	\$91,134
<b>Superintendent Salary</b>	\$95,000	\$110,844
<b>% of Budget for Teacher Salaries</b>	41.1%	35.2%
<b>% of Budget for Administrative Salaries</b>	4.8%	6.4%

Financial Data				
	Total Expenditures Per Pupil	Expenditures Per Pupil From Restricted Sources	Expenditures Per Pupil From Unrestricted Sources	Average Teacher Salary
<b>Owens Valley ES</b>	\$8,758	\$1,231	\$7,527	\$62,837
<b>Owens Valley USD</b>			\$13,977	\$59,829
<b>California</b>			\$5,300	\$54,955
<b>% Difference Between School and District</b>			-85.6%	4.8%
<b>% Difference Between School and California</b>			29.6%	12.5%

✧ The Principal and Superintendent are combined as one position for Owens Valley USD.

## Types of Services Funded

Owens Valley Elementary offers Special Education services through its Resource Specialist Program, Speech Services, Title II, and Gifted and Talented Education (GATE). Students receive individual assistance as needed to assure that their academic achievement is maximized and any deficits addressed. The school prides itself on meeting the academic, social, and behavior needs of all students.



**SARC:** Data provided by the California Department of Education (CDE), school and the district office. For additional information on facts about California schools and districts, please visit DataQuest at <http://data1.cde.ca.gov/dataquest>. DataQuest is an online resource that provides reports for accountability, test data, enrollment, graduates, dropouts, course enrollments, staffing and data regarding English Learners.

All data accurate as of December 2008.